

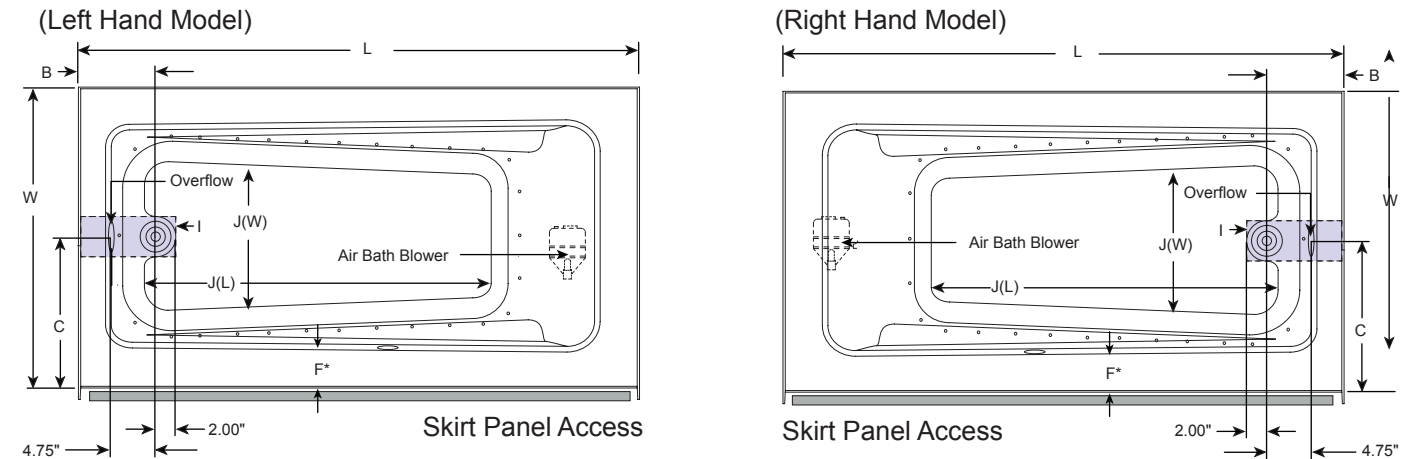
6032 Skirted Air Bath LH/RH Bathtub

Letter	Description	English	Metric
-	Drain Location	Left Hand / Right Hand	
-	Air Bath Blower Location	Opposite end of drain	
-	Cutout	N/A	
-	Total Weight	760 lbs	345 kg
-	Floor Loading	42.3 lb/ft ²	207 kg/m ²
-	Operating Gallons (Min/Max)	31 / 53	117 L / 201 L
-	Product Weight	69 lbs	31 kg
L	Outer Length	60.00"	227 mm
W	Outer Width	32.00"	813 mm
H	Overall Height	20.25"	514 mm
A	Overflow Height	15.25"	387 mm
B	Short Edge to Drain Center	8.25"	210 mm
C	Long Edge to Drain Center	16.00"	406 mm
D	Drain Shoe Length	6.25"	159 mm
E	Flange Height	1.25"	32 mm
F	Deck Width	3.75"	95 mm
G	Service Access Dimensions	N/A	
I	Floor Cutout for Drain	12.00" x 4.00"	305 mm x 102 mm
J	Interior Dimensions (W x L)	41.50" x 18.60"	1054 mm x 472 mm

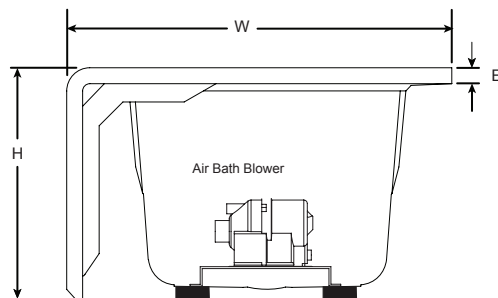
Note: The overall dimensions are nominal with a tolerance of +0 and -1/4" (6mm).

Electrical Specifications
(Each component requires a separate, dedicated GFCI protected circuit)

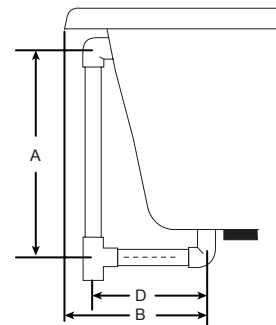
Blower 120V 15A 60HZ

Key Dimensions


*Deck width reflects only area indicated on detail.



End View



Drain/Overflow

NOTE: Drawings not to scale.