

# TECHNICAL SPECIFICATIONS

## Nova™ 6 Pure Air® II Bath

NOV7242 ALR 2XX

Nova 6 Pure Air II Bath Left Hand (EA10)



### INSTALLATION NOTES

Refer to installation instructions included with fixture before beginning installation. Please confirm product availability and specifications before commencing with any installation work.

PRODUCT SPECIFICATIONS AND AVAILABILITY ARE SUBJECT TO CHANGE WITHOUT NOTICE.

### KEY DIMENSIONS

#### DIMENSIONS

72" L x 42" W x 20-1/2" H

(1829 mm) L x (1067 mm) W x (521 mm) H

#### Drain/Overflow

A: 14-3/4" (375 mm) B: 8-1/2" (216 mm)

#### CUTOUT

70" x 40" (1778 mm x 1016 mm)

#### TOTAL WEIGHT

1026.4 lb (466 kg)/48.9 lb/ft<sup>2</sup> (239 kg/m<sup>2</sup>)

#### OPERATING GALLONAGE

67 U.S. Gal. (30 Liters)

Min. 56 U.S. Gal. (212 Liters)

Max. 77 U.S. Gal. (292 Liters)

#### PRODUCT WEIGHT

135 lb (61 kg)

#### SKIRT MOUNTING

Optional, U-Frame: #F958

#### ELECTRICAL SPECIFICATIONS

Requires a dedicated GFCI protected separate circuit.

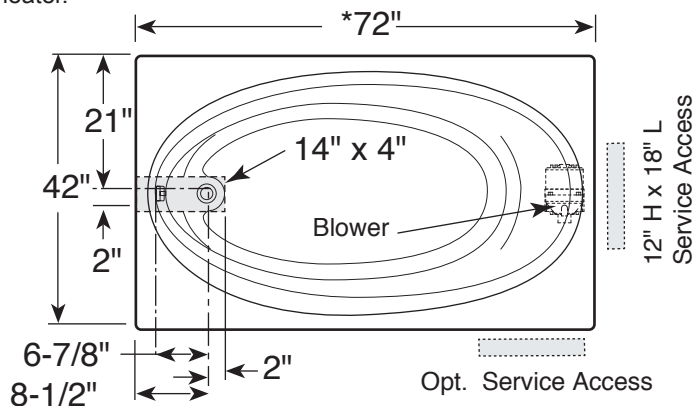
Blower: 120 VAC, 15 AMP, 60 Hz.

#### HEATER

No water heater is available on this unit. Blower has integral air heater.

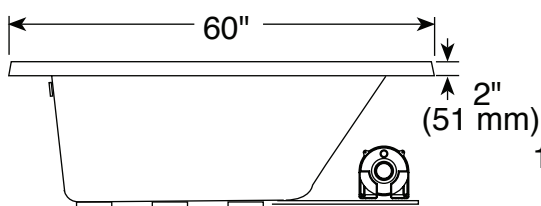
### FEATURES, UPGRADES & ACCESSORIES

- Left Hand Drain Location
- Accessories / Hardware:
  - Trip-Lever Drain Kit #X559
  - Rotary Drain Kit, 26" Cable #8730
- Trim Kit Finishes Available:
  - (827) – Chrome
  - (826) – Brushed Nickel
  - (849) – Oil Rubbed Bronze

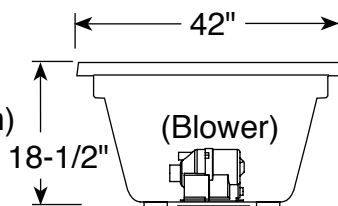


Product Shown: Nova 6 Pure Air II Bath Left Hand Model: EA10

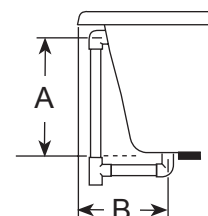
\* Measurements inside unit represent cutout in floor to allow for drain/overflow. Minimum Service Access dimensions given.



SIDE VIEW



END VIEW



DRAIN/OVERFLOW